
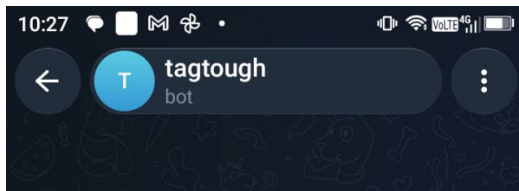


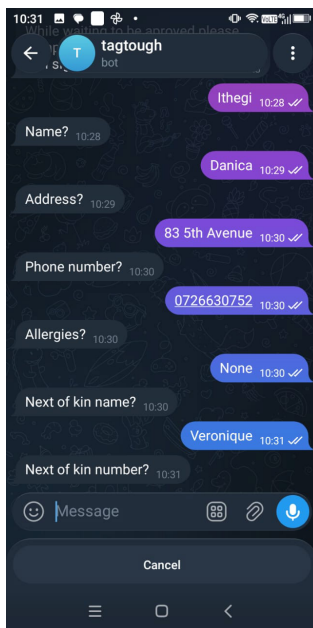
Instructions for TOB registration

1. Scan the QR code given with your phone.
2. You will automatically be directed to our tagtough bot. If you do not have telegram on your phone you will be prompted to download it.
3. Press the start button on the tagtough bot.

2

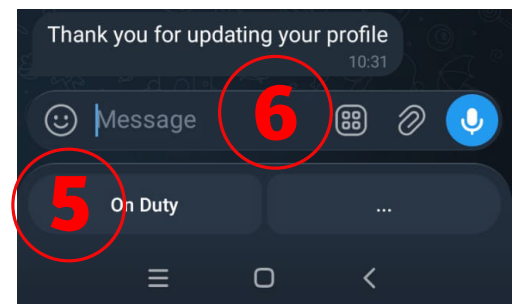


4. You will be asked a series of questions about yourself, E.G: call sign and name.



4

5. Once you have been approved you will then be able to clock on/off duty and send your location.



6. Please click the button that looks like cookies on a plate if you are unable to see the on/off duty section.

